



Community Summer Holiday Programme And HAF 2022



Holiday Activity and Food (HAF) Highlights



10% children recorded as SEND attended during the summer



189 volunteers supported summer programmes



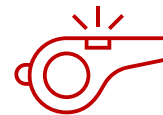
25% of FSM cohort reached
2,387 eligible attendees



6 early years settings funded by HAF
Total of 492 aged 0-5yrs



28,217 hot meals served
16,717 meals cooked on sites
11,500 meals delivered



41 providers across 49 sites



£1 swims at leisure centres




Tennis at various parks



Ice Skating vouchers



Martial Arts



Football at key locations



Basketball at Ducketts & other

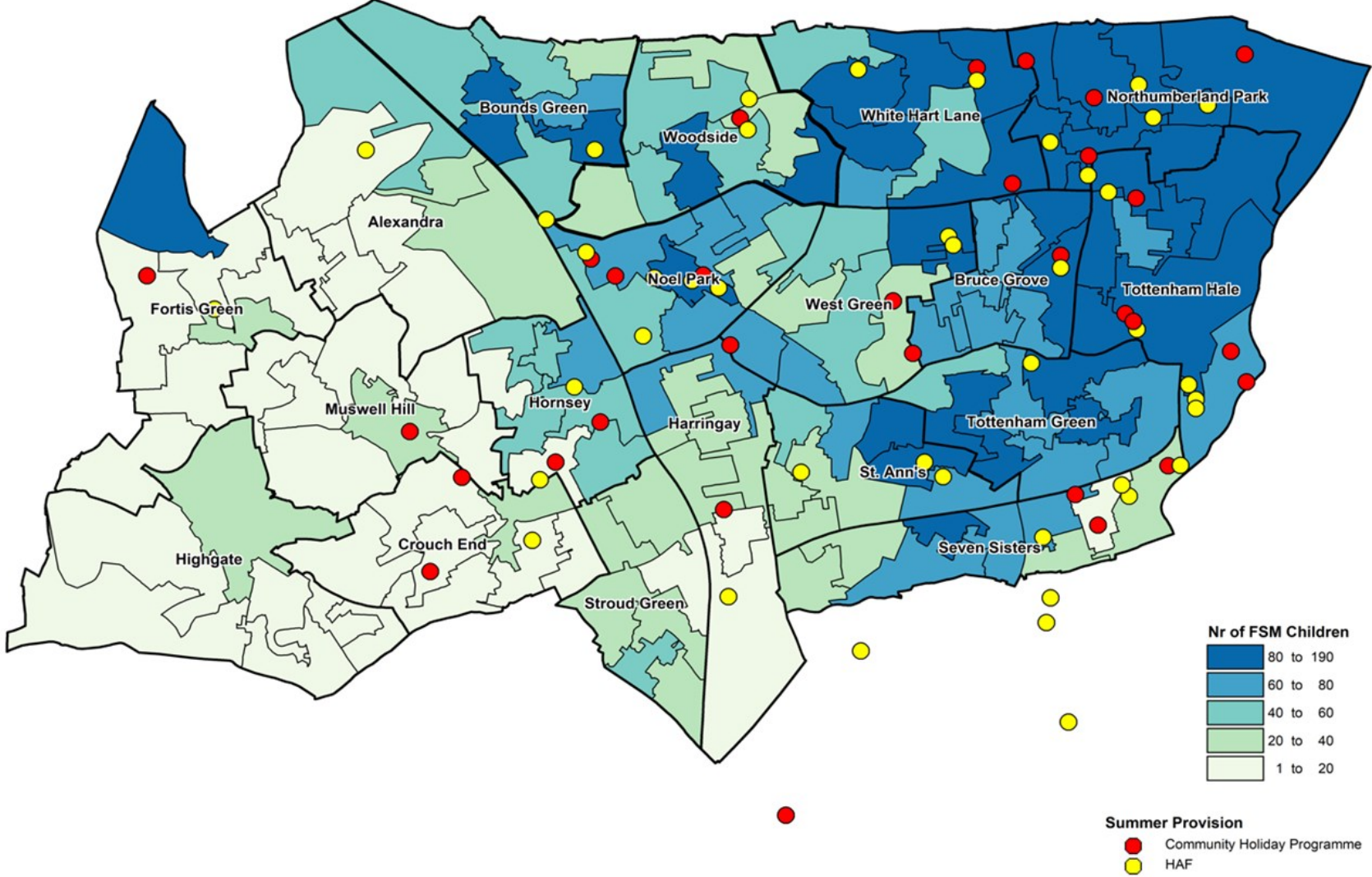


Dance



Drama

Delivery Venues for HAF and Community Programme



Holiday booklet distribution table	
Location	Amounts of Booklets
Secondary Schools	2,259
Primary Schools	13,110
Leisure Centres	1,115
Community Spaces	3,250
Libraries	900
Youth Spaces	600
Children Centres	3,200
Food hubs	300
Other – Events and Ad hoc venues	266

Online Booklet	
Unique Webpage Views	4,481
Unique Booklet Downloads	2,310
Peak Visits webpage	4 th , 22 nd , 25 th July
Peak Booklet Downloads	4 th , 22 nd , 25 th July
Unique HAF Webpage views	4,856

25,000 booklets distributed

4,000 more than summer 2021

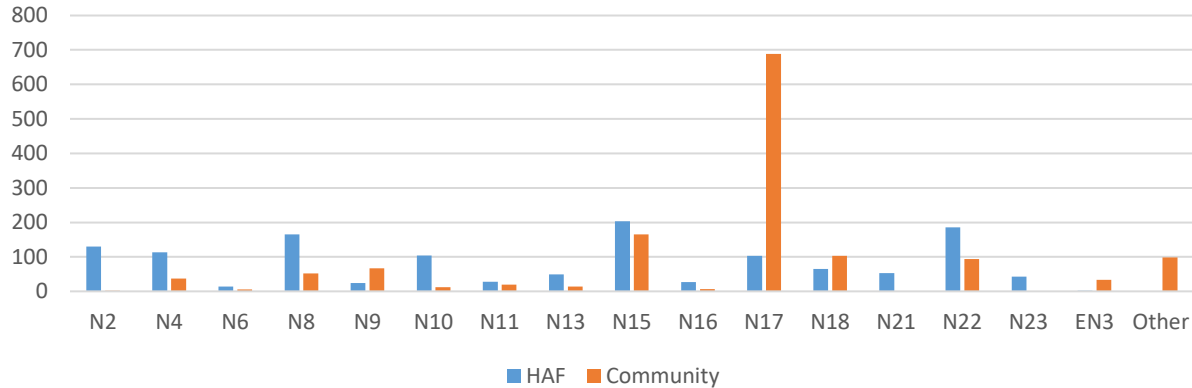
115 Schools and community spaces delivered to

34% Increase in number of unique booklet downloads

177% Increase in number of unique HAF Webpage views

The vast majority of unique views and downloads took place in the lead up to the summer holidays when the booklet was first sent to schools and community partners electronically.

Home postcode of attendees



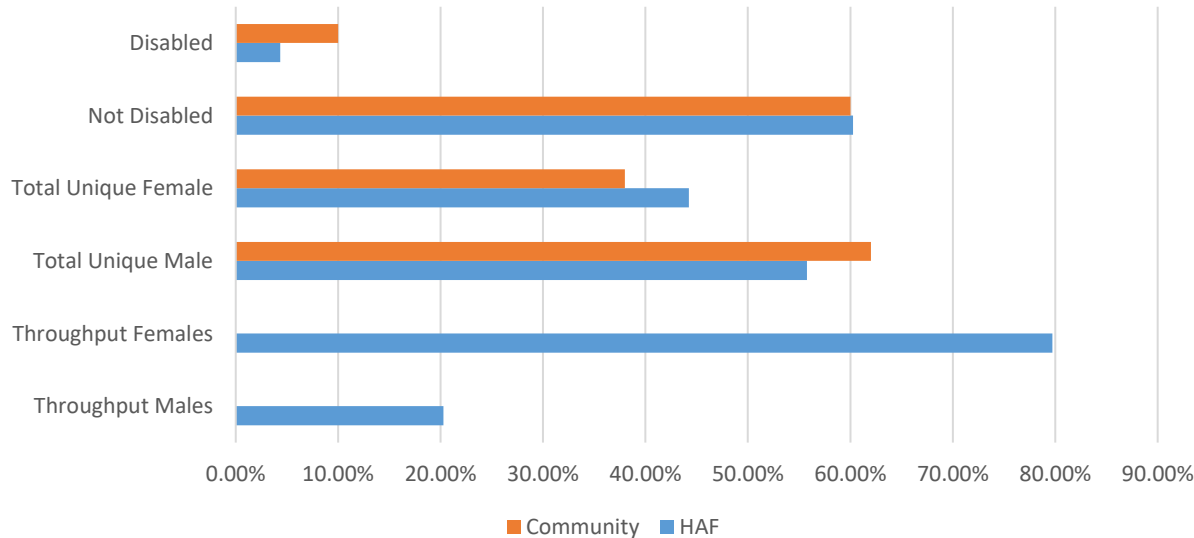
Vast majority of the community programme attendees were from the N17 post code.

High proportion of attendees were from the east of the borough where FSM% is higher.

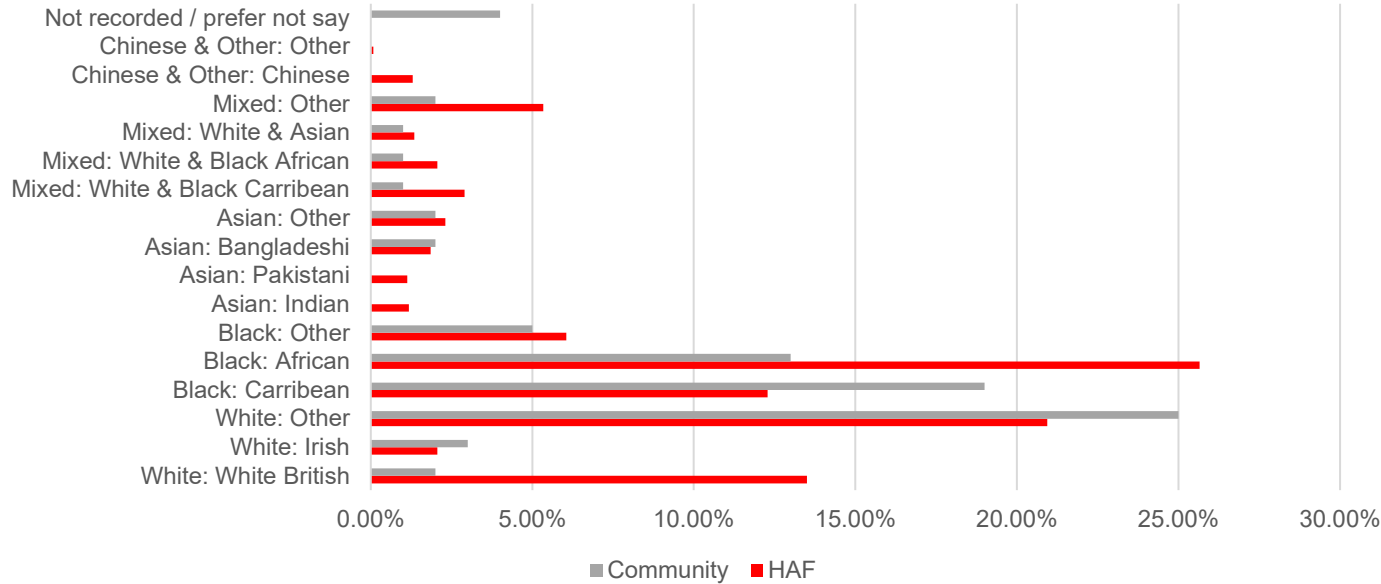
While the majority of unique attendees were male, females tended to visit on a more regular basis.

For future delivery, both programmes would look at what activities might attract more female participants and how to maintain engagement from males.

Specific programmes were commissioned for disabled children such as inclusive cycling, the Markfield Project, as well as special schools' delivery.



Ethnicity of attendees



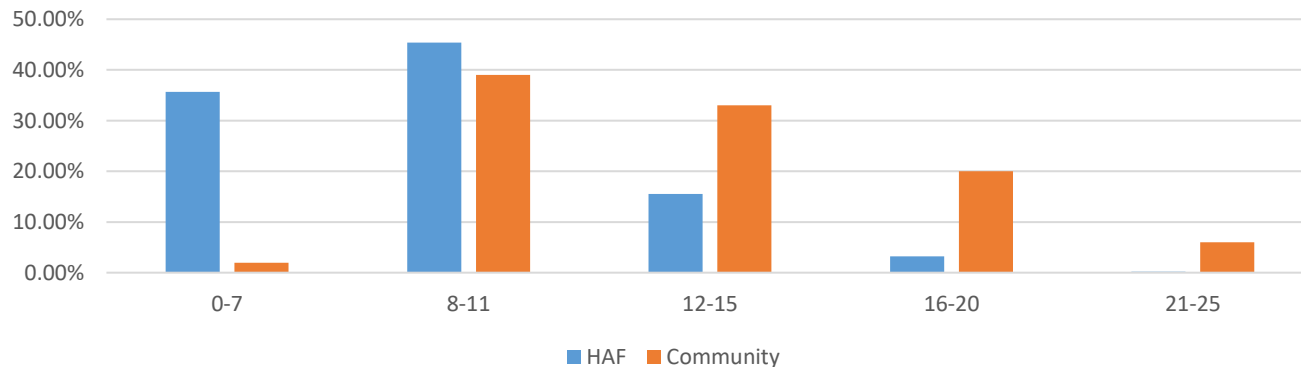
HAF and Community delivery complimented one another, both attracting different ages ranges.

HAF attracted a larger number of 8 – 11 years, while the community programmes “drop in style” sessions attracted a larger number of attendees aged 16 to 25 years.

Both programmes attracted a diverse group ethnicities, as expected in line with post code data.

HAF saw a 48% increase in attendance among older young people aged 11-16yrs.

Age of participants



Future Delivery

HAF

- More locations provide their own food to free up officer resource to concentrate on developing the wider programme
- Work proactively with Harris Academy Tottenham to ensure they are part of the programme
- Provide more support for those providers who struggle to deliver the food nutrition element effectively and in an engaging way

Community

- For future delivery, both programmes to provide activities that attract more female participants
- Explore ways to maintain ongoing engagement from male participants.
- Streamline data collection so that it is easier for providers and less resource intensive for staff
- Continue our work around inclusion with current and new providers to ensure that more activities allow for disabled and non disabled to participate together